





















































































## Quantity & Quality-Related Water Risks

Risk factor	Drought																																			
<b>Impact forecast</b>	<ul style="list-style-type: none"> <li>• Water shortage and limited volume of usable water</li> <li>• Insufficient volume of usable water, affecting production and revenue</li> </ul>																																			
<b>Impact period</b>	Short and medium terms																																			
<b>Assessment result</b>	Australia's drought timescale tends to lengthen the most under Scenario RCP2.6 (8%) in 2030 and 2050. A similar result is established under Scenario RCP 8.5.																																			
<b>Examples of financial impacts</b>	1) Small power plants' THB 0.6 million investment in reservoir construction 2) Small power plants' THB 12 million investment in water quality improvement system																																			
<b>Change in maximum drought period (versus the base period 1995-2014)</b>	<table border="1" style="width: 100%; border-collapse: collapse; text-align: center;"> <thead> <tr> <th rowspan="2"></th> <th style="background-color: #1a3d54; color: white;">Base years</th> <th colspan="2" style="background-color: #1a3d54; color: white;">RCP2.6 (1.6°C)</th> <th colspan="2" style="background-color: #1a3d54; color: white;">RCP8.5 (4.3°C)</th> </tr> <tr> <th style="background-color: #1a3d54; color: white;">1995-2014</th> <th style="background-color: #1a3d54; color: white;">2030</th> <th style="background-color: #1a3d54; color: white;">2050</th> <th style="background-color: #1a3d54; color: white;">2030</th> <th style="background-color: #1a3d54; color: white;">2050</th> </tr> </thead> <tbody> <tr> <td style="text-align: left;">  Thailand               </td> <td><span style="color: green;">●</span></td> <td><span style="color: yellow;">●</span></td> <td><span style="color: yellow;">●</span></td> <td><span style="color: yellow;">●</span></td> <td><span style="color: yellow;">●</span></td> </tr> <tr> <td style="text-align: left;">  Australia               </td> <td><span style="color: yellow;">●</span></td> <td><span style="color: red;">●</span></td> <td><span style="color: red;">●</span></td> <td><span style="color: red;">●</span></td> <td><span style="color: red;">●</span></td> </tr> <tr> <td style="text-align: left;">  Vietnam               </td> <td><span style="color: green;">●</span></td> <td><span style="color: green;">●</span></td> <td><span style="color: green;">●</span></td> <td><span style="color: yellow;">●</span></td> <td><span style="color: yellow;">●</span></td> </tr> <tr> <td style="text-align: left;">  Indonesia               </td> <td><span style="color: green;">●</span></td> <td><span style="color: green;">●</span></td> <td><span style="color: green;">●</span></td> <td><span style="color: green;">●</span></td> <td><span style="color: yellow;">●</span></td> </tr> </tbody> </table> <div style="display: flex; justify-content: flex-end; margin-top: 5px;"> <ul style="list-style-type: none"> <li><span style="color: blue;">●</span> No impact</li> <li><span style="color: green;">●</span> Low impact</li> <li><span style="color: yellow;">●</span> Medium impact</li> <li><span style="color: red;">●</span> High impact</li> </ul> </div> <p style="font-size: small; margin-top: 5px;">Sources: CCKP, World Bank Group, Climate Change Knowledge Portal</p>		Base years	RCP2.6 (1.6°C)		RCP8.5 (4.3°C)		1995-2014	2030	2050	2030	2050	 Thailand	<span style="color: green;">●</span>	<span style="color: yellow;">●</span>	<span style="color: yellow;">●</span>	<span style="color: yellow;">●</span>	<span style="color: yellow;">●</span>	 Australia	<span style="color: yellow;">●</span>	<span style="color: red;">●</span>	<span style="color: red;">●</span>	<span style="color: red;">●</span>	<span style="color: red;">●</span>	 Vietnam	<span style="color: green;">●</span>	<span style="color: green;">●</span>	<span style="color: green;">●</span>	<span style="color: yellow;">●</span>	<span style="color: yellow;">●</span>	 Indonesia	<span style="color: green;">●</span>	<span style="color: green;">●</span>	<span style="color: green;">●</span>	<span style="color: green;">●</span>	<span style="color: yellow;">●</span>
	Base years		RCP2.6 (1.6°C)		RCP8.5 (4.3°C)																															
	1995-2014	2030	2050	2030	2050																															
 Thailand	<span style="color: green;">●</span>	<span style="color: yellow;">●</span>	<span style="color: yellow;">●</span>	<span style="color: yellow;">●</span>	<span style="color: yellow;">●</span>																															
 Australia	<span style="color: yellow;">●</span>	<span style="color: red;">●</span>	<span style="color: red;">●</span>	<span style="color: red;">●</span>	<span style="color: red;">●</span>																															
 Vietnam	<span style="color: green;">●</span>	<span style="color: green;">●</span>	<span style="color: green;">●</span>	<span style="color: yellow;">●</span>	<span style="color: yellow;">●</span>																															
 Indonesia	<span style="color: green;">●</span>	<span style="color: green;">●</span>	<span style="color: green;">●</span>	<span style="color: green;">●</span>	<span style="color: yellow;">●</span>																															
<b>Response measure</b>	More investment to secure supplementary water sources																																			

Risk factor	Flooding																																				
Impact forecast	<ul style="list-style-type: none"> <li>• Damage to high-value assets and machinery, pushing financial damages beyond the maintenance cost</li> <li>• In case of severe flooding, damage to the transmission grid which is an integral part of the electricity system as well as suppliers' major parts</li> </ul>																																				
Impact period	Short and medium terms																																				
Assessment result	The maximum number of days with heavy rainfall in Thailand, Vietnam and Indonesia tend to increase the most under Scenario RCP 8.5 in 2050.																																				
Examples of financial impacts	Small power plants' THB 50 million investment in flood preventing foundation																																				
Change in maximum heavy rainfall period (versus the base period 1995-2014)	<table border="1"> <thead> <tr> <th></th> <th>Base years 1995-2014</th> <th colspan="2">RCP2.6 (1.6°C)</th> <th colspan="2">RCP8.5 (4.3°C)</th> </tr> <tr> <th></th> <th></th> <th>2030</th> <th>2050</th> <th>2030</th> <th>2050</th> </tr> </thead> <tbody> <tr> <td> Thailand</td> <td></td> <td></td> <td></td> <td></td> <td></td> </tr> <tr> <td> Australia</td> <td></td> <td></td> <td></td> <td></td> <td></td> </tr> <tr> <td> Vietnam</td> <td></td> <td></td> <td></td> <td></td> <td></td> </tr> <tr> <td> Indonesia</td> <td></td> <td></td> <td></td> <td></td> <td></td> </tr> </tbody> </table> <p>Sources: CCKP, World Bank Group, Climate Change Knowledge Portal</p>		Base years 1995-2014	RCP2.6 (1.6°C)		RCP8.5 (4.3°C)				2030	2050	2030	2050	 Thailand						 Australia						 Vietnam						 Indonesia					
	Base years 1995-2014	RCP2.6 (1.6°C)		RCP8.5 (4.3°C)																																	
		2030	2050	2030	2050																																
 Thailand																																					
 Australia																																					
 Vietnam																																					
 Indonesia																																					
Response measure	<ul style="list-style-type: none"> <li>• Connection with water-level monitoring networks</li> <li>• Construction of rain reservoirs and water-retention system to deal with heavy rainfall or flooding (usable during shortage periods)</li> </ul>																																				